

Centrifugal Fan Range

Domestic Range

CF100/CF200/CF400



- The CF100, CF200 and CF400 centrifugal fans use the latest technology to provide extremely powerful, yet very quiet and vibration free ventilation. The CF100/200 ranges are designed for bathrooms, toilets, cloakrooms, utility rooms, and the CF400 is designed for kitchens and commercial applications, such as restaurants, hotels and offices.
- Designed to move air over long distances, these units will give maximum performance even against pressures caused by long lengths of ducting and resistance by grilles.
- All models are fitted with a built-in spring operated non-return flap into the discharge spigot to stop backdraughts.
- There are seven models in each series. The CF100 has an extract rate of 90m³/hr 25 litres per second, the CF200 range have an extract rate of 110m³/hr 31 litres per second. The largest fan in the range, the CF400 has a maximum performance of 230m³/hr, 64 litres per second.
- The units are all manufactured using high impact ABS thermoplastics for strength and durability, aesthetics and easy cleaning.
- Power to the CF100/200 range is provided by a single phase induction motor with pre-oiled bearings for a long, maintenance-free life.
- Dynamically balanced, the CF400 unit is fitted with external rotor motors which incorporate ball bearings for a maintenance free life of over 40,000 hours. These fans are also supplied with a 11mm thick washable fibre filter.
- Designed to comply with the Building Regulations on Ventilation (F1).

Technical Details

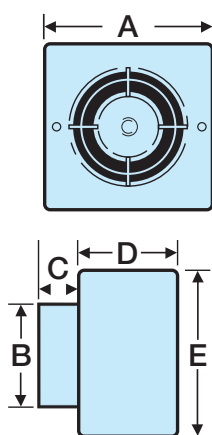
Cat. No. Product type

CF100S	
CF200S	Standard model for remote switching
CF400S	
CF100P	
CF200P	As above supplied with pullcord switch
CF400P	
CF100T	
CF200T	Timer model incorporating integral adjustable electronic timer (1-20 mins)
CF400T	
CF100TP	
CF200TP	As above with pullcord override switch. Requires no switched live
CF400TP	
CF100H	Humidity control which is adjustable between 40 and 95%RH
CF200H	Complete with adjustable integral timer (1-20 mins)
CF400H	
CF200HP	Electronic humidity control with pullcord override switch
CF400HP	Requires no switched live
CF100PIR	PIR activated model with adjustable timer for presence detection
CF200PIR	that will run on when room is vacated (1-20 mins). Requires no
CF400PIR	switched live

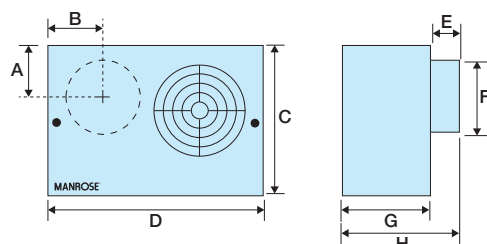
Dimensions (mm)

PRODUCT	A	B	C	D	E	F	G	H
CF100	163	98Ø	65	90	163			
CF200	65	65	185	260	45	98Ø	90	135
CF400	70	60	265	350	45	98Ø	153	198

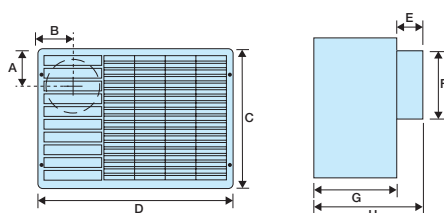
CF100 Series



CF200 Series



CF400 Series



Packaging

CF100 Series in outers of 10 measuring 340mm x 175mm x 835mm - weight 11kgs

CF200 Series in outers of 10 measuring 753mm x 283mm x 390mm - weight 12kgs

CF400 Series in outers of 5 measuring 290mm x 400mm x 920mm - weight 14kgs

Installation

Designed to be mounted on walls or ceilings and discharged through a 100mm (4") standard rigid or flexible duct, and are also suitable for use with flat duct channel systems. Comprehensive wiring and installation instructions are included with each fan.

Electrical

220-240V - AC. 50Hz single phase consuming 19W on the CF100 range, 17W on the CF200 range and 60W on the CF400 range. These fans are double insulated and do not require an earth. All wiring must comply with current IEE regulations. A double pole isolating switch, having a contact separation of at least 3mm in all poles, must be used with a 3amp fuse fitted. The fan should not be accessible to a person using either the shower or bath and mounted to a minimum of 1.8 metres from the floor.

Additional Data

CF100

Maximum pressure: 80 p.a.
Fan speed: 1600 r.p.m.
Sound volume: 42.0 dB(A)

CF200

Maximum pressure: 120 p.a.
Fan speed: 1400 r.p.m.
Sound volume: 45.0 dB(A)

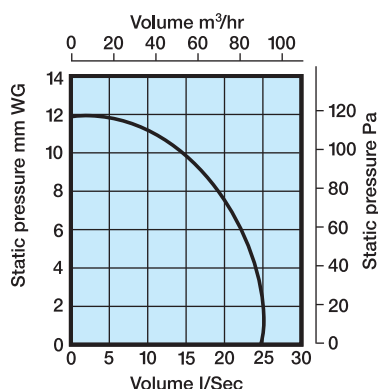
CF400

Maximum pressure: 300 p.a.
Fan speed: 2335 r.p.m.
Sound volume: 58.0 dB(A)
Maximum operating temperature: 89°C

Performance Graph

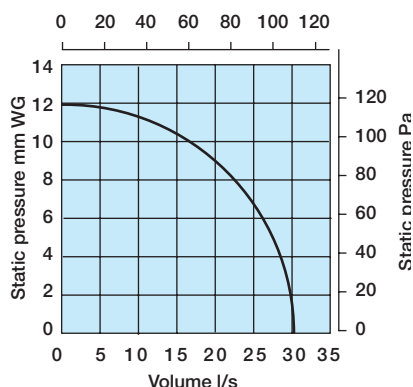
CF100

90m³/hr, 25 litres per second



CF200

110m³/hr, 31 litres per second



CF400

230m³/hr, 64 litres per second

