


LLY236AL

LLY236AL



LLY418AL



LLYS236ALDP

Surface mounted light fittings

Body:

White painted (RAL 9003) metal sheet

Optic (&):

AL - parabolic louvre of highly polished aluminium with mat aluminium cross blades

B - white parabolic louvre

ALDP2 - double parabolic louvre category C2 of highly polished aluminium

MATDP - double parabolic louvre category C2 of mat aluminium

Wiring (#):

compensated, ballast cat. B (standard)

EP - high frequency ballast HFB

EPSA - HFB analogue dimmable (1-10 V)

EPSD - HFB digital dimmable TRIDONIC ECO

EPSDD - HFB digital dimmable DALI

Application:

These light fittings can be used as surface mounted or pendant.

Accessories:

Tube suspension

Cord suspension ZH22

Protection grid OM

Versions (@):

NZ - emergency pack

OK - double-circuit wiring

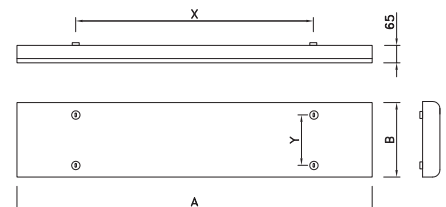
RAL9006 - surface finished in RAL 9006

Note:

Surface mounted style of installation is recommended. When light fittings are suspended, they should be hung by 4 cords or tubes.

Fittings equipped by magnetic ballast are recommended for industrial use only.

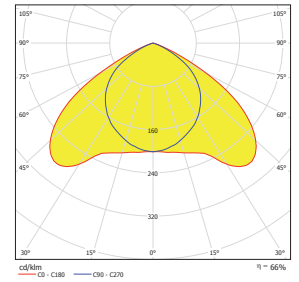
	W	A	B	X	Y	kg
LLY118 &#@	1x18	650	170	340	-	2,3
LLY218 &#@	2x18	650	265	340	180	2,7
LLY318 &#@	3x18	650	360	340	270	4,3
LLY418 &#@	4x18	650	650	340	400	4,7
LLY136 &#@	1x36	1260	170	950	-	3,9
LLY236 &#@	2x36	1260	265	950	180	4,8
LLY336 &#@	3x36	1260	360	950	270	7,6
LLY436 &#@	4x36	1260	650	950	400	8,6
LLY158 &#@	1x58	1560	170	1250	-	4,7
LLY258 &#@	2x58	1560	265	1250	180	6,6
LLY458 &#@	4x58	1560	650	1250	400	11,9



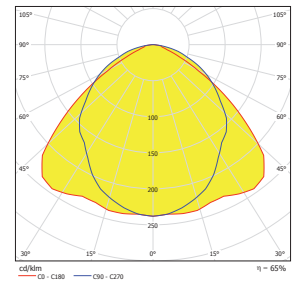
Optics systems LLY fittings



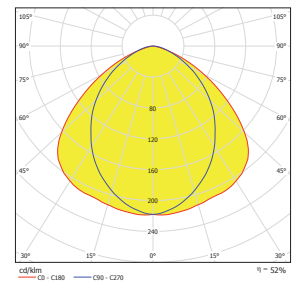
ALDP2



AL



ALMAT



B

