

Datasheet

Tezla Multi-Power and CCT



The Tezla Multi-Power LED Batten Fitting comes as standard with a power switch AND a CCT switch on the side, meaning you can choose from 3 different power options and 3 different CCT options on each fitting allowing each fitting to have 9 different options. This slim neat fitting design means while this fitting can be used in your shed or garage, it is also suitable for use in high end applications such as corridors, kitchens or class rooms. Each fitting can be entered from the rear or from either end. In addition to this, the fitting comes with an easy open hinged gear tray, meaning you won't have to worry about dropping parts when installing.

Tezla 600mm LED Batten

L70B70—54,000h

TB600

Variable Power options

10—15—20W

Variable CCT Options

3000—4000—5000K

Controlled via Dip Switch on side of fitting

Opal Diffuser

Low Glare covers over each LED Chip



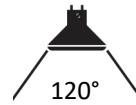
80



≥ 0.9



3000/4000/
5000K



120°

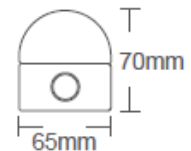
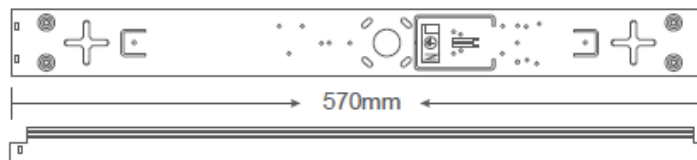


IP20

Efficiency - Up to 140
Lumen per Watt

TB600			
Watt	10W	15W	20W
Lumen Output	1400 Lumen	1950 Lumen	2400 Lumen
Efficiency	140 lm/W	130 lm/W	120 lm/W

- 220 - 240 Volt
- 50/60 Hz
- -20° to +45°
- 50,000 hours
- 5 Year warranty
- Powder Coated Iron Base—PC Diffuser
- Clipless Fitting
- Cable entries either end in end caps or rear entry



Tezla 1200mm LED Batten

L70B70—54,000h

TB1200

Variable Power options

20—30—40W

Variable CCT Options

3000—4000—5000K

Controlled via Dip Switch on side of fitting

Opal Diffuser

Low Glare covers over each LED Chip



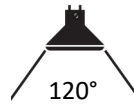
80



≥ 0.9



3000/4000/
5000K



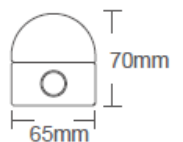
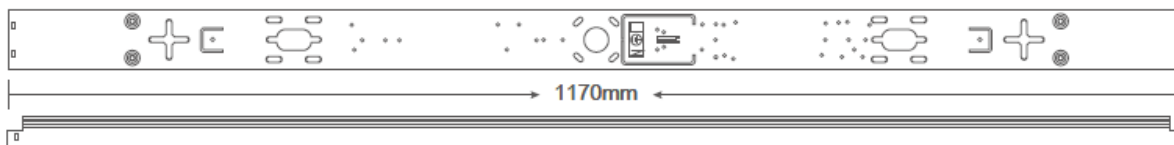
120°



IP20

Efficiency - Up to 140
Lumen per Watt

TB1200			
Watt	20W	30W	40W
Lumen Output	2800 Lumen	3900 Lumen	4800 Lumen
Efficiency	140 lm/W	130 lm/W	120 lm/W



- 220 - 240 Volt
- 50/60 Hz
- -20° to +45°
- 50,000 hours
- 5 Year warranty
- Powder Coated Iron Base—PC Diffuser
- Clipless Fitting
- Cable entries either end in end caps or rear entry



Tezla 1500mm LED Batten

L70B70—54,000h

TB1500

Variable Power options

30—40—50W

Variable CCT Options

3000—4000—5000K

Controlled via Dip Switch on side of fitting

Opal Diffuser

Low Glare covers over each LED Chip



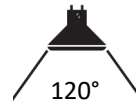
80



≥ 0.9



3000/4000/
5000K



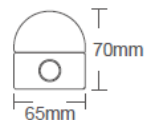
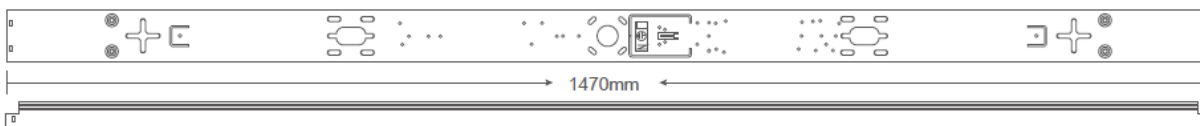
120°



IP20

Efficiency - Up to 140
Lumen per Watt

TB1500			
Watt	30W	40W	50W
Lumen Output	4200 Lumen	5200 Lumen	6000 Lumen
Efficiency	140 lm/W	130 lm/W	120 lm/W



- 220 - 240 Volt
- 50/60 Hz
- -20° to +45°
- 50,000 hours
- 5 Year warranty
- Powder Coated Iron Base—PC Diffuser
- Clipless Fitting
- Cable entries either end in end caps or rear entry

