

Datasheet

Tezla Multi-Power LED Flatback



The Tezla Multi-Power LED Flatback is a low glare flexible slimline luminaire with IP44 rating for multiple indoor applications such as garages, schools, offices, kitchens and much more. The fitting is supplied with an anti-glare wide beam angle lens over each LED chip to reduce the glare while giving uniform light to a 120° angle. This wide beam distribution creates a uniform distribution of light meaning this is the perfect fitting for open layouts. The fitting can be surface mounted or suspended using the suspension brackets. The Tezla Multi-Power LED Flatback is available in multiple options including standard, with microwave sensor, with Dali Dimmable drive and all with emergency.

Tezla LED Flatback Fitting

L90B50—60,000h

Variable Power

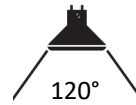
1200mm—22/28/34/39W

1500mm—29/37/44/52W

Controlled via Dip Switch

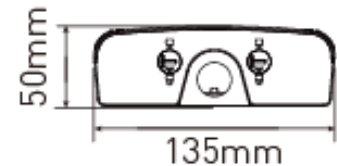
Opal Cover

Low Glare covers over each LED Chip

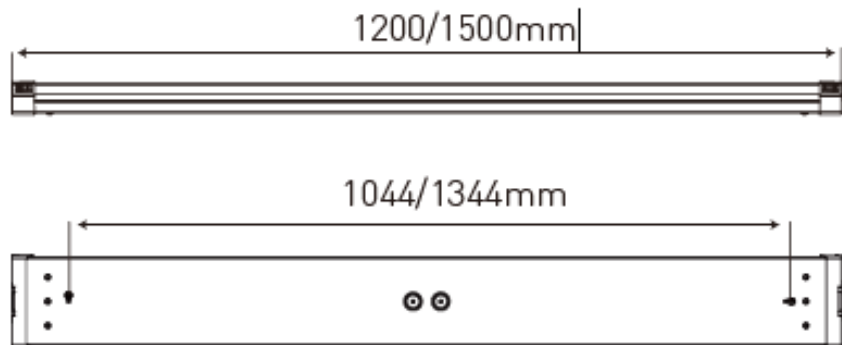


Efficiency - 120
Lumen per Watt

Code	TFB1200	TFB1500
Watt	22—28—34—39W	29—37—44—52W
Lumen Output	2640—3360—4080—4680 Lumen	3545—4525—5380—6360 Lumen
CCT	4000K	4000K



- 220 - 240 Volt
- 50/60 Hz
- -20° to +40°
- 50,000 hours
- 5 Year warranty
- Powder Coated Base
- PC Diffuser
- Clipless Fitting
- Cable entries either end in end caps or two entries in the back of the fitting



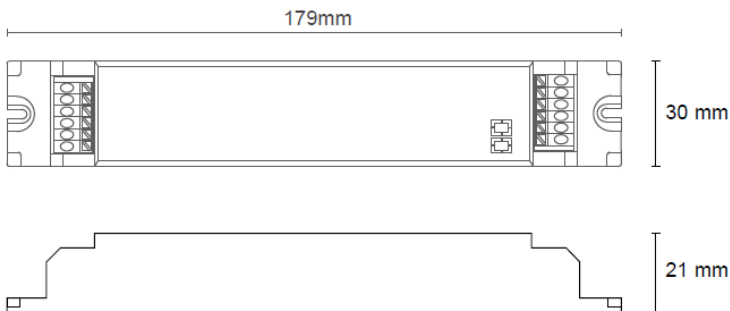
Tezla LED Flatback Fitting

Emergency Pack (1500mm only)

Code	TFB1500EM
Description	1500mm Flatback fitting with emergency pack installed
Watt	3.5W
Spec	3 Hour Emergency Pack










Dimension



Product Features

- Self-test function
- LED Emergency converter that can transfer standard LED fitting to Emergency LED
- Lithium iron phosphate battery

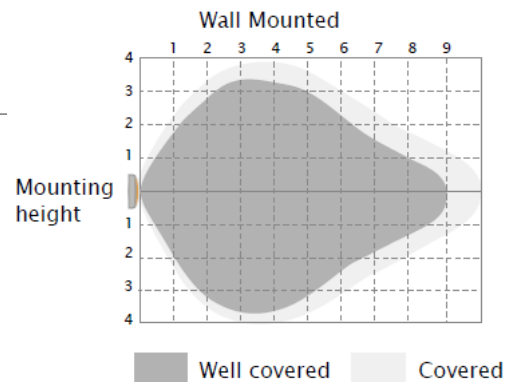
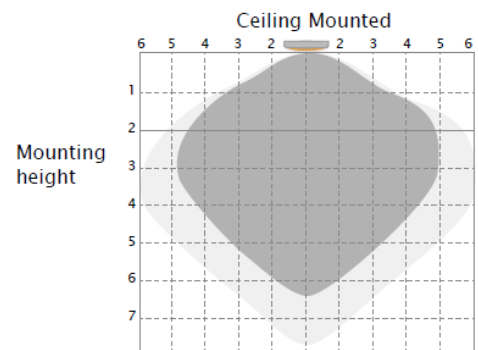
Explanation of LED indicator

	Color	LED indication	Status	Comment
	Green	Slow flashing green (3 sec on, 1 sec off)	Charging Mode	AC mode
	Green	Permanent green	Fully Charged	AC mode
	Green	Fast flashing green (0.1 sec on, 0.1 sec off)	Function test underway	
	Green	Slow flashing green (1 sec on, 1 sec off)	Duration test underway	
	Red	Permanent red	Load failure	Open circuit/ Short circuit Led failure (emergency mode)
	Red	Slow flashing red (1 sec on, 1 sec off)	Battery failure	Battery failed the duration test or function test / No battery
		Green and red off	DC mode	Battery operation (emergency mode)

Tezla LED Flatback Fitting

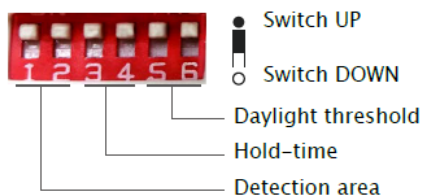
Microwave Sensor

Code	TFB-SEN, TFB1200-SEN or TFB1500-SEN
Description	Microwave Sensor Module to suit TFB1500 Can be supplied separate or pre-installed. Must be installed by a qualified professional
Stand by power	≤ 0.5W
Detection area	10/50/75/100%
Hold time	5s/90s/5min/15min
Daylight threshold	2Lux/10Lux/50Lux/Disable
Mounting height	2.5—6M
Detection range	3—6M
Motion detection	0.5 ~1.5 m/s



- Automatic on/off with daylight sensor
- Optional detection range, holdtime and daylight threshold
- 3 year limited warranty

Settings



1	2	
● ●		100%
○ ●		75%
● ○		50%
○ ○		10%

Detection area

In this area, movement will be detected and able to trigger the sensor. 100% detection area is also known as the strong sensitivity.

3	4	
● ●		5s
○ ●		90s
● ○		5min
○ ○		15min

Hold-time

The period of light keeping 100% brightness after moving objects leave the detection area.

5	6	
● ●		Disable
○ ●		50lux
● ○		10lux
○ ○		2lux

Daylight threshold

Definition of the ambient brightness; only when the ambient brightness is lower than the preset specific lux amount, the sensor will work; when it's preset as "disable", the sensor works everytime it detects motion regardless the ambient brightness.

Tezla LED Flatback Fitting

Dali Dimmable (1500mm only)

- Versatile DALI window driver with flexible output characteristic
- Constant Lumen Output (CLO)
- DALI-2 Certified
- Fully programmable via software (DALI interface)

Code	TFB-DALI or TFB1500DALI
Description	Dali Dimmable Driver to suit TFB1500 Can be supplied separate or pre-installed Must be installed by a qualified professional
Watt	52W, 120lm/W, 6250 Lm



Capabilities


Programming interface	DALI, LEDset
Dimmable	Yes
Dimming interface	DALI-2 / Touch DIM / Touch DIM Sensor
Dimming range	1...100 % ¹⁾

Nominal Input V	220—240V
Mains Frequency	50—60Hz
Input V AC	198—264V
Input V DC	176—276V
Current Set	DALI/LEDset/Programmable
Harmonic Distortion	<10%
Power Factor	>0.95
Efficiency in full-load	92.5%
Device Power Loss	5W
Networked standby power	≤0.30W
Inrush current	25A
Surge capability (L/N-Ground)	2kV
Surge capability (L-N)	1kV
Nominal output voltage	54—240V
Working voltage	<250V
Nominal output current	120—550mA


Tezla LED Flatback Fitting



Smart Slip in—Slip out
End cap design



Locking system to lock
end caps in place



Sliding end cap to release
diffuser—no need for
screwed end caps



Power adjustable via Dip Switches



Cable entry in end cap



Low Glare Lens over each LED Chip

